

Axiom Balanced Growth Portfolio

Fund category

Canadian Equity Balanced

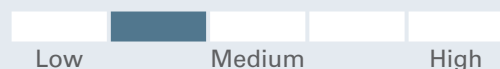
Investment objective

Axiom Balanced Growth Portfolio seeks to achieve a balance of income and long-term capital growth by investing in a diversified mix of equity, income, and bond mutual funds.

Why invest?

Axiom portfolios provide a diversified investment solution with the wisdom of proven portfolio managers from around the globe.

Volatility & risk analysis



Fund details - Class A

Fund code	ATL986
Inception date	Mar 15, 2005
Management expense ratio	2.20%
Rebalancing frequency	Dynamically
Rebalancing threshold	+/- 2.5%
Min. investment	\$500
Load structure	Front End Charge

Fund details - Class F

Fund code	ATL789
Inception date	Apr 22, 2005
Management expense ratio	1.03%
Min. investment	\$500
Load structure	No Sales or Redem

Closed to all purchases - Elite

Fund code	ATL956
Management expense ratio	1.53%
Load structure	Front End Charge

Closed to all purchases - Sel

Fund code	ATL932
Management expense ratio	2.02%
Load structure	Front End Charge
Total assets (\$Mil)	185.3

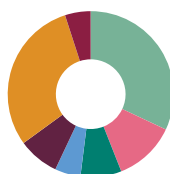
Performance as at April 30, 2024

Annual return (%)	2014	2015	2016	2017	2018	2019	2020	2021	2022	2023	YTD
Class A	7.5	1.3	6.3	8.2	-6.1	14.5	8.5	9.5	-11.1	8.3	2.0
Class F	9.0	2.7	7.7	9.6	-4.9	15.9	9.8	10.8	-10.0	9.6	2.4

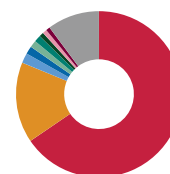
Trailing return (%)	1 mth	3 mths	6 mths	1 yr	2 yrs	3 yrs	5 yrs	10 yrs	SI
Class A	-2.0	1.8	11.1	5.3	3.0	1.5	3.9	4.1	4.2
Class F	-1.9	2.1	11.8	6.6	4.2	2.7	5.2	5.5	5.6

Dist. \$	Apr	Mar	Feb	Jan	Dec	Nov	Oct	Sep	Aug	Jul	Jun	May
Class A	-	-	-	-	0.1955	-	-	-	-	-	-	-
Class F	-	-	-	-	0.4695	-	-	-	-	-	-	-

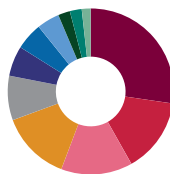
Portfolio analysis as at April 30, 2024



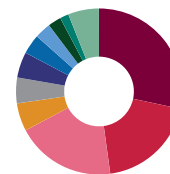
Target asset allocations*	(%)
Canadian Equity	32.00
US Equity	12.00
International Equity	8.00
Emerging Markets Equity	5.00
Canadian Monthly Income	8.00
Canadian Fixed Income	30.00
Global Bond	5.00



Geographic allocation*	(%)
Canada	65.49
United States	15.72
United Kingdom	1.94
Japan	1.53
China	1.36
France	1.30
Taiwan	0.88
India	0.83
Switzerland	0.79
Other	10.16



Sector allocation	(%)
Financials	27.32
Energy	14.54
Information Technology	13.90
Industrials	13.64
Materials	8.65
Consumer Discretionary	5.87
Health Care	5.30
Communication Services	4.40
Consumer Staples	2.33
Utilities	2.32
Real Estate	1.72



Fixed income breakdown	(%)
Canadian Provincial Bonds	28.36
Canadian Investment Grade Bonds	19.48
Canadian Government Bonds	19.42
U.S. Government Bonds	5.44
U.S. Investment Grade Bonds	5.02
International Government Bonds	5.01
Canadian Corporate Bonds	3.83
Canadian Municipal Bonds	3.16
U.S. Mortgage-Backed Securities	2.55
International Investment Grade Bonds	1.71
Other	6.02

Axiom Balanced Growth Portfolio

Investment managers

CIBC Asset Management Inc.

AllianceBernstein Canada Inc.

Barrantagh Investment Management Inc.

Brandywine Global Investment Management LLC

Canso Investment Counsel Ltd.

CIBC Private Wealth Advisors Inc.

Connor, Clark & Lunn Investment Management Ltd.

Guardian Capital LP

Morgan Stanley Investment Management Inc.

PIMCO

Victory Capital Management

WCM Investment Management

Top underlying pools (%)

CIBC Canadian Equity Private Pool	31.76
CIBC Canadian Fixed Income Private Pool	29.40
CIBC U.S. Equity Private Pool	12.10
CIBC Equity Income Private Pool	8.08
CIBC International Equity Private Pool	8.05
CIBC Emerging Markets Equity Private Pool	5.15
CIBC Global Bond Private Pool	4.94

Top holdings (%)

Cash & Equivalents	6.10
Royal Bank of Canada Com	2.34
Toronto-Dominion Bank Com New	1.63
Canadian Natural Resources Ltd. Com	1.40
Constellation Software Inc. Com	1.30
Canadian Imperial Bank of Commerce Com	1.29
Canadian Pacific Kansas City Limited Com	1.18
Canadian National Railway Company Com	1.18
Shopify Inc. Cl A	1.13
Manulife Financial Corporation Com	1.10

More holdings details Total

Number of Portfolio Holdings	7
------------------------------	---

For more information, please contact your CIBC Asset Management representative or visit renaissanceinvestments.ca

Axiom Balanced Growth Portfolio

* Due to rounding, amounts presented herein may not add up precisely to the total.

This document is provided for informational purposes only and is not intended to provide financial, investment, tax, legal or accounting advice, and should not be relied upon in that regard or be considered predictive of any future market performance. Any information or discussion about the current characteristics of this fund or how the portfolio manager is managing the fund that is supplementary to information in the prospectus is not a discussion about material investment objectives or strategies, but solely a discussion of the current characteristics or manner of fulfilling the investment objectives and strategies, and is subject to change without notice. You should not act or rely on the information without seeking the advice of a professional. Commissions, trailing commissions, management fees, and expenses all may be associated with mutual fund investments.

Please read the Axiom Portfolios simplified prospectus before investing. Mutual funds are not guaranteed, their values change frequently, and past performance may not be repeated. ®Axiom, Axiom Portfolios and Renaissance Investments are registered trademarks of CIBC Asset Management Inc. Renaissance Investments is offered by CIBC Asset Management Inc.

The material and/or its contents may not be reproduced without the express written consent of CIBC Asset Management Inc.

©2024 Data Front. All Rights Reserved. The information contained herein: (1) is proprietary to Data Front and/or its content providers; (2) may not be copied or distributed; and (3) is not warranted to be accurate, complete or timely. Neither Data Front nor its content providers are responsible for any damages or losses arising from any use of this information. Past performance is no guarantee of future results. Axiom Portfolios are offered by CIBC Asset Management Inc.

™Axiom and Axiom Portfolios are registered trademarks of CIBC Asset Management Inc.