

## Axiom Diversified Monthly Income Portfolio

### Fund category

Canadian Neutral Balanced

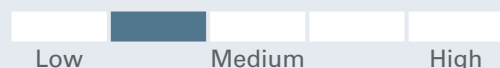
### Investment objective

Axiom Diversified Monthly Income Portfolio seeks to achieve a mix of high current income and some long-term capital growth by investing primarily in a diversified blend of income and bond mutual funds, along with equity mutual funds.

### Why invest?

Axiom portfolios provide a diversified investment solution with the wisdom of proven portfolio managers from around the globe.

### Volatility & risk analysis



### Fund details - Class A

Fund code ATL983  
Inception date Mar 15, 2005  
Management expense ratio 2.15%  
Rebalancing frequency Dynamically  
Rebalancing threshold +/- 2.5%  
Min. investment \$500  
Load structure Front End Charge

### Fund details - Class F

Fund code ATL788  
Inception date Mar 13, 2006  
Management expense ratio 1.01%  
Min. investment \$500  
Load structure No Sales or Redem

### Closed to all purchases - Elite

Fund code ATL953  
Management expense ratio 1.48%  
Load structure Front End Charge

### Closed to all purchases - Sel

Fund code ATL929  
Management expense ratio 1.97%  
Load structure Front End Charge  
Total assets (\$Mil) 81.0

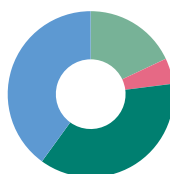
### Performance as at April 30, 2024

Annual return (%)	2014	2015	2016	2017	2018	2019	2020	2021	2022	2023	YTD
Class A	7.6	-2.3	9.8	5.1	-6.0	13.7	5.8	11.3	-8.5	6.0	0.8
Class F	8.9	-1.1	11.1	6.4	-5.0	15.0	7.0	12.5	-7.5	7.2	1.2

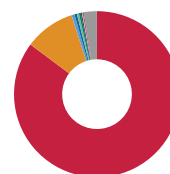
Trailing return (%)	1 mth	3 mths	6 mths	1 yr	2 yrs	3 yrs	5 yrs	10 yrs	SI
Class A	-2.4	0.8	9.8	2.7	1.5	1.7	3.5	3.6	4.2
Class F	-2.3	1.1	10.5	3.9	2.7	2.9	4.7	4.8	6.3

Dist. \$	Apr	Mar	Feb	Jan	Dec	Nov	Oct	Sep	Aug	Jul	Jun	May
Class A	0.0340	0.0340	0.0340	0.0340	0.0340	0.0340	0.0340	0.0340	0.0340	0.0340	0.0340	0.0340
Class F	0.0410	0.0410	0.0410	0.0410	0.0400	0.0400	0.0400	0.0400	0.0400	0.0400	0.0400	0.0400

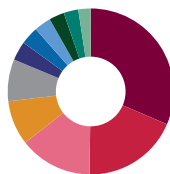
### Portfolio analysis as at April 30, 2024



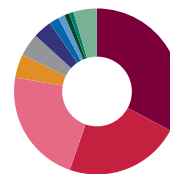
Target asset allocations*	(%)
Canadian Equity	18.00
US Equity	5.00
Canadian Monthly Income	37.00
Canadian Fixed Income	40.00



Geographic allocation*	(%)
Canada	85.21
United States	9.82
France	0.58
United Kingdom	0.49
Netherlands	0.39
Bermuda	0.36
Ireland	0.22
Cayman Islands	0.21
Switzerland	0.15
Other	2.58



Sector allocation	(%)
Financials	31.48
Energy	18.76
Industrials	14.22
Information Technology	8.65
Materials	8.16
Consumer Discretionary	3.74
Communication Services	3.48
Real Estate	3.28
Utilities	2.97
Health Care	2.85
Consumer Staples	2.39



Fixed income breakdown	(%)
Canadian Provincial Bonds	32.81
Canadian Investment Grade Bonds	22.52
Canadian Government Bonds	22.36
U.S. Investment Grade Bonds	4.62
Canadian Corporate Bonds	4.43
Canadian Municipal Bonds	3.65
Canadian Mortgage-Backed Securities	1.91
International Investment Grade Bonds	1.30
Canadian High Yield Bonds	0.96
U.S. High Yield Bonds	0.85
Other	4.59

## Axiom Diversified Monthly Income Portfolio

### Investment managers

**CIBC Asset Management Inc.**

**AllianceBernstein Canada Inc.**

**Barrantagh Investment Management Inc.**

**Canso Investment Counsel Ltd.**

**CIBC Private Wealth Advisors Inc.**

**Connor, Clark & Lunn Investment Management Ltd.**

**Guardian Capital LP**

**Morgan Stanley Investment Management Inc.**

### Top underlying pools (%)

CIBC Canadian Fixed Income Private Pool	39.82
CIBC Equity Income Private Pool	36.53
CIBC Canadian Equity Private Pool	18.36
CIBC U.S. Equity Private Pool	5.03

### Top holdings (%)

Cash & Equivalents	4.37
Royal Bank of Canada Com	3.59
Canadian Natural Resources Ltd. Com	1.96
Bank of Montreal Com	1.93
Canadian Imperial Bank of Commerce Com	1.92
Canadian National Railway Company Com	1.49
Constellation Software Inc. Com	1.49
Manulife Financial Corporation Com	1.43
Toronto-Dominion Bank Com New	1.42
Canadian Pacific Kansas City Limited Com	1.24

### More holdings details Total

Number of Portfolio Holdings	4
------------------------------	---

For more information, please contact your CIBC Asset Management representative or visit [renaissanceinvestments.ca](http://renaissanceinvestments.ca)

## Axiom Diversified Monthly Income Portfolio

\* Due to rounding, amounts presented herein may not add up precisely to the total.

This document is provided for informational purposes only and is not intended to provide financial, investment, tax, legal or accounting advice, and should not be relied upon in that regard or be considered predictive of any future market performance. Any information or discussion about the current characteristics of this fund or how the portfolio manager is managing the fund that is supplementary to information in the prospectus is not a discussion about material investment objectives or strategies, but solely a discussion of the current characteristics or manner of fulfilling the investment objectives and strategies, and is subject to change without notice. You should not act or rely on the information without seeking the advice of a professional. Commissions, trailing commissions, management fees, and expenses all may be associated with mutual fund investments.

Please read the Axiom Portfolios simplified prospectus before investing. Mutual funds are not guaranteed, their values change frequently, and past performance may not be repeated. ®Axiom, Axiom Portfolios and Renaissance Investments are registered trademarks of CIBC Asset Management Inc. Renaissance Investments is offered by CIBC Asset Management Inc.

The material and/or its contents may not be reproduced without the express written consent of CIBC Asset Management Inc.

©2024 Data Front. All Rights Reserved. The information contained herein: (1) is proprietary to Data Front and/or its content providers; (2) may not be copied or distributed; and (3) is not warranted to be accurate, complete or timely. Neither Data Front nor its content providers are responsible for any damages or losses arising from any use of this information. Past performance is no guarantee of future results. Axiom Portfolios are offered by CIBC Asset Management Inc.

™Axiom and Axiom Portfolios are registered trademarks of CIBC Asset Management Inc.