



CIBC Diversified Fixed Income Fund (US\$)

Fund category

Global Fixed Income

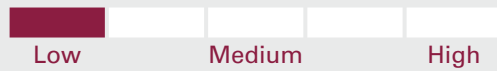
Investment objective

To maximize current income consistent with preservation of capital and prudent investment management, with a secondary focus on long-term capital appreciation, by investing primarily in a global fixed income fund that invests in a diversified portfolio of non-Canadian dollar fixed income instruments of varying maturities and/or directly in fixed income securities.

Why invest?

Seeking to invest in diversified high quality and higher yielding sectors.

Volatility & risk analysis



Fund details - Series A

Fund code	ATL5034
Inception date	Apr 26, 2022
Management expense ratio	1.42%
Min. investment	\$500
Load structure	Front End Charge

Fund details - Series F

Fund code	ATL5035
Inception date	Apr 26, 2022
Management expense ratio	0.87%
Min. investment	\$500
Load structure	No Sales or Redem
Total assets \$mil	29.9

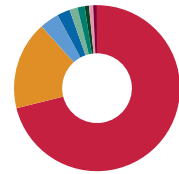
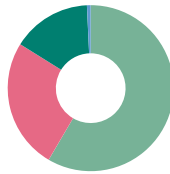
Performance as at April 30, 2024

Annual return (%)	2014	2015	2016	2017	2018	2019	2020	2021	2022	2023	YTD
Series A	-	-	-	-	-	-	-	-	-	9.4	-4.0
Series F	-	-	-	-	-	-	-	-	-	10.0	-3.8

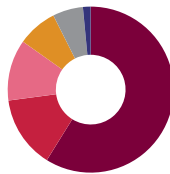
Trailing return (%)	1 mth	3 mths	6 mths	1 yr	2 yrs	3 yrs	5 yrs	10 yrs	SI
Series A	-3.1	-3.2	6.8	2.4	-	-	-	-	-1.2
Series F	-3.0	-3.0	7.1	3.0	-	-	-	-	1.6

Dist. \$	Apr	Mar	Feb	Jan	Dec	Nov	Oct	Sep	Aug	Jul	Jun	May
Series A	0.0309	0.0268	0.0273	0.0386	0.0982	0.0298	0.0289	0.0270	0.0284	0.0264	0.0276	0.0298
Series F	0.0346	0.0304	0.0309	0.0437	0.1140	0.0338	0.0237	0.0305	0.0326	0.0300	0.0317	0.0338

Portfolio analysis as at March 31, 2024



Asset allocation*	(%)	Geographic allocation**	(%)
Canadian Bonds	78.44	United States	117.00
U.S. Bonds	34.10	Canada	28.37
Global Bonds	20.69	United Kingdom	6.21
Other	0.96	Ireland	4.12
		Brazil	2.58
		Europe	2.31
		South Africa	1.38
		France	1.30
		Mexico	1.24
		Other	-64.51



Fixed income breakdown	(%)
Securitized	79.76
International Corporate Bonds	19.00
U.S. Government Bonds	16.14
U.S. High Yield Bonds	10.51
U.S. Investment Grade Bonds	8.03
Foreign Bonds	2.03
Net Other Short Duration Instruments	-35.47



CIBC Diversified Fixed Income Fund (US\$)

Investment managers

PIMCO

Top holdings	(%)
PIMCO Monthly Income Fund	98.35
Cash & Equivalents	0.69

More holdings details	Total
Total Number of Holdings	1

For more information, please contact your advisor or visit cibc.com



CIBC Diversified Fixed Income Fund (US\$)

* Due to rounding, amounts presented herein may not add up precisely to the total.

** Geographic Exposure nets to a 100%. The negative allocation stems from an underlying exposure within the fund. Geographic Exposure nets to a 100%. The negative allocation stems from an underlying exposure within the fund.

Please refer to the Annual/Interim Management Reports of Fund Performance for further details.

CIBC Securities Inc. is a wholly-owned subsidiary of Canadian Imperial Bank of Commerce (CIBC) and is the principal distributor of the CIBC Mutual Funds. This document is provided for informational purposes only and is not intended to provide specific financial, investment, tax, legal or accounting advice for you, and should not be relied upon in that regard or be considered predictive of any future market performance. Any information or discussion about the current characteristics of this fund or how the portfolio manager is managing the fund that is supplementary to information in the prospectus is not a discussion about material investment objectives or strategies, but solely a discussion of the current characteristics or manner of fulfilling the investment objectives and strategies, and is subject to change without notice. You should not act or rely on the information without seeking the advice of a professional. All opinions and estimates expressed in this document are as of the date of publication unless otherwise indicated, and are subject to change. Commissions, trailing commissions, management fees and expenses all may be associated with mutual fund investments. Please read the CIBC Mutual Funds and CIBC Family of Portfolios simplified prospectus before investing. To obtain a copy, call CIBC Securities Inc. at 1-800-465-FUND (3863) or ask your advisor. Mutual funds are not guaranteed, their values change frequently and past performance may not be repeated. The indicated rates of return are the historical annual compounded total returns, including changes in unit value and reinvestment of all distributions, but do not take into account sales, redemption, distribution or optional charges or income taxes payable by any unitholder that would have reduced returns.

The CIBC logo is a trademark of CIBC.

The material and/or its contents may not be reproduced without the express written consent of CIBC Asset Management Inc.

©2024 Data Front. All Rights Reserved. The information contained herein: (1) is proprietary to Data Front and/or its content providers; (2) may not be copied or distributed; and (3) is not warranted to be accurate, complete or timely. Neither Data Front nor its content providers are responsible for any damages or losses arising from any use of this information. Past performance is no guarantee of future results.

CIBC Mutual Funds are managed by CIBC. The CIBC logo is a registered trademark of Canadian Imperial Bank of Commerce.