



CIBC Global Credit Fund

Fund category

Global Corporate Fixed Income

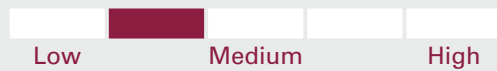
Investment objective

To maximize current income and provide modest capital gains. The Fund invests primarily in investment grade non-Canadian fixed income securities diversified broadly across industries, issuers, and regions.

Why invest?

Seeking to invest in diversified high quality and higher yielding global sectors.

Volatility & risk analysis



Fund details - Series A

Fund code	ATL5042
Inception date	Apr 26, 2022
Management expense ratio	1.41%
Min. investment	\$500
Load structure	Front End Charge

Fund details - Series F

Fund code	ATL5043
Inception date	Apr 26, 2022
Management expense ratio	0.80%
Min. investment	\$500
Load structure	No Sales or Redem
Total assets \$mil	201.9

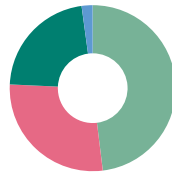
Performance as at April 30, 2024

Annual return (%)	2014	2015	2016	2017	2018	2019	2020	2021	2022	2023	YTD
Series A	-	-	-	-	-	-	-	-	-	8.9	-1.2
Series F	-	-	-	-	-	-	-	-	-	4.4	-2.5

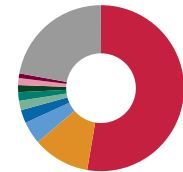
Trailing return (%)	1 mth	3 mths	6 mths	1 yr	2 yrs	3 yrs	5 yrs	10 yrs	SI
Series A	-1.9	-1.1	8.1	4.5	-	-	-	-	1.8
Series F	-2.2	-1.9	5.2	-0.1	-	-	-	-	-0.3

Dist. \$	Apr	Mar	Feb	Jan	Dec	Nov	Oct	Sep	Aug	Jul	Jun	May
Series A	0.0290	0.0395	0.0300	0.0356	-	0.0311	0.0342	0.0356	0.0287	0.0270	0.0261	0.0295
Series F	-	-	-	-	-	-	-	-	-	-	-	-

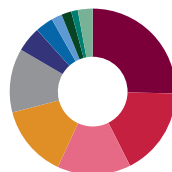
Portfolio analysis as at April 30, 2024



Asset allocation*	(%)
U.S. Bonds	52.28
Global Bonds	30.10
Cash and Equivalents	24.09
Canadian Bonds	2.33



Geographic allocation*	(%)
United States	52.67
Canada	11.08
United Kingdom	4.40
Netherlands	2.58
France	1.81
Mexico	1.67
Ireland	1.39
Japan	1.36
Indonesia	0.91
Other	22.12



Fixed income breakdown	(%)
U.S. Investment Grade Bonds	25.36
U.S. High Yield Bonds	17.22
U.S. Mortgage-Backed Securities	14.33
International Government Bonds	14.06
International Investment Grade Bonds	12.43
International High Yield Bonds	4.92
International Corporate Bonds	3.51
U.S. Corporate Bonds	2.05
U.S. Government Bonds	1.94
Canadian High Yield Bonds	1.28
Other	2.89



CIBC Global Credit Fund

Investment managers

PIMCO

Top holdings	(%)
Cash & Equivalents	24.09
Fannie Mae, 5%, 6/15/2034	3.80
Fannie Mae, 4.5%, 6/1/2039	3.58
Federal National Mortgage Association Guaranteed Mortgage Pass Thru Certificates Pool Number FS6047, 10/1/2053	1.95
United States Treasury Note, 4.5%, 2/15/2044	1.04
Angel Oak Mortgage Trust 2024-4, 6.2%, 1/25/2069	0.69
Argentina, 7/9/2041	0.67
Saudi Arabia, 5%, 4/17/2049	0.55
Turkiye, 5.75%, 5/11/2047	0.55
Petroleos Mexicanos, 7.69%, 1/23/2050	0.55

More holdings details	Total
Total Number of Holdings	473

For more information, please contact your advisor or visit [cibc.com](https://www.cibc.com)



CIBC Global Credit Fund

* Due to rounding, amounts presented herein may not add up precisely to the total.

Please refer to the Annual/Interim Management Reports of Fund Performance for further details.

CIBC Securities Inc. is a wholly-owned subsidiary of Canadian Imperial Bank of Commerce (CIBC) and is the principal distributor of the CIBC Mutual Funds. This document is provided for informational purposes only and is not intended to provide specific financial, investment, tax, legal or accounting advice for you, and should not be relied upon in that regard or be considered predictive of any future market performance. Any information or discussion about the current characteristics of this fund or how the portfolio manager is managing the fund that is supplementary to information in the prospectus is not a discussion about material investment objectives or strategies, but solely a discussion of the current characteristics or manner of fulfilling the investment objectives and strategies, and is subject to change without notice. You should not act or rely on the information without seeking the advice of a professional. All opinions and estimates expressed in this document are as of the date of publication unless otherwise indicated, and are subject to change. Commissions, trailing commissions, management fees and expenses all may be associated with mutual fund investments. Please read the CIBC Mutual Funds and CIBC Family of Portfolios simplified prospectus before investing. To obtain a copy, call CIBC Securities Inc. at 1-800-465-FUND (3863) or ask your advisor. Mutual funds are not guaranteed, their values change frequently and past performance may not be repeated. The indicated rates of return are the historical annual compounded total returns, including changes in unit value and reinvestment of all distributions, but do not take into account sales, redemption, distribution or optional charges or income taxes payable by any unitholder that would have reduced returns.

The CIBC logo is a trademark of CIBC.

The material and/or its contents may not be reproduced without the express written consent of CIBC Asset Management Inc.

©2024 Data Front. All Rights Reserved. The information contained herein: (1) is proprietary to Data Front and/or its content providers; (2) may not be copied or distributed; and (3) is not warranted to be accurate, complete or timely. Neither Data Front nor its content providers are responsible for any damages or losses arising from any use of this information. Past performance is no guarantee of future results.

CIBC Mutual Funds are managed by CIBC. The CIBC logo is a registered trademark of Canadian Imperial Bank of Commerce.